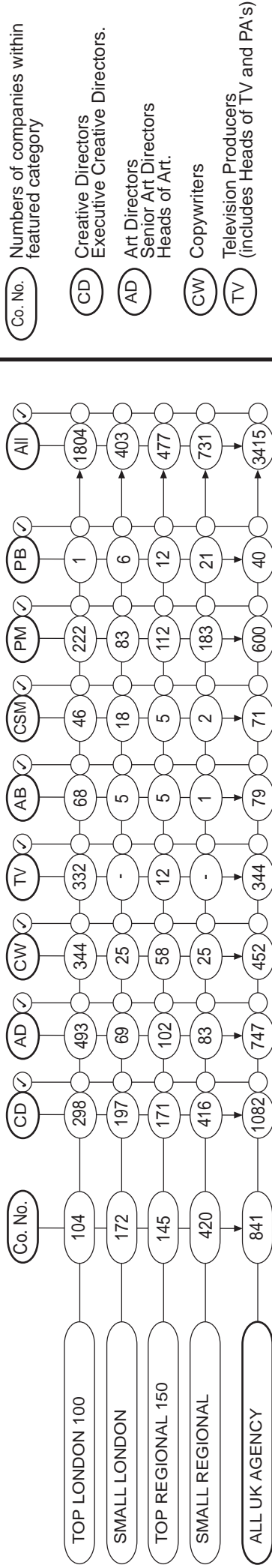
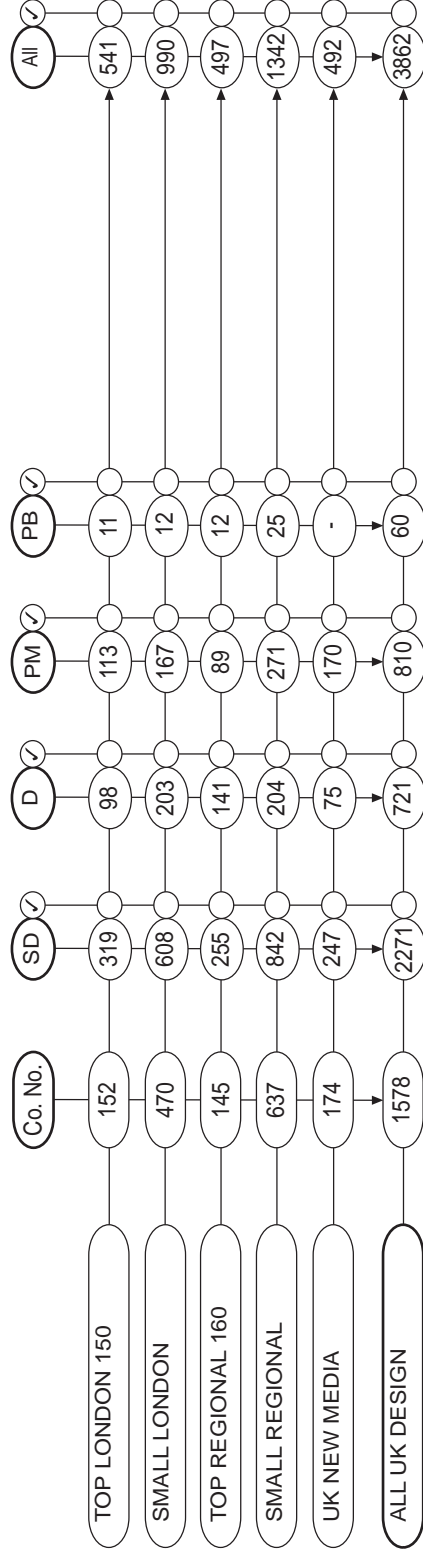




## UK Advertising Agencies



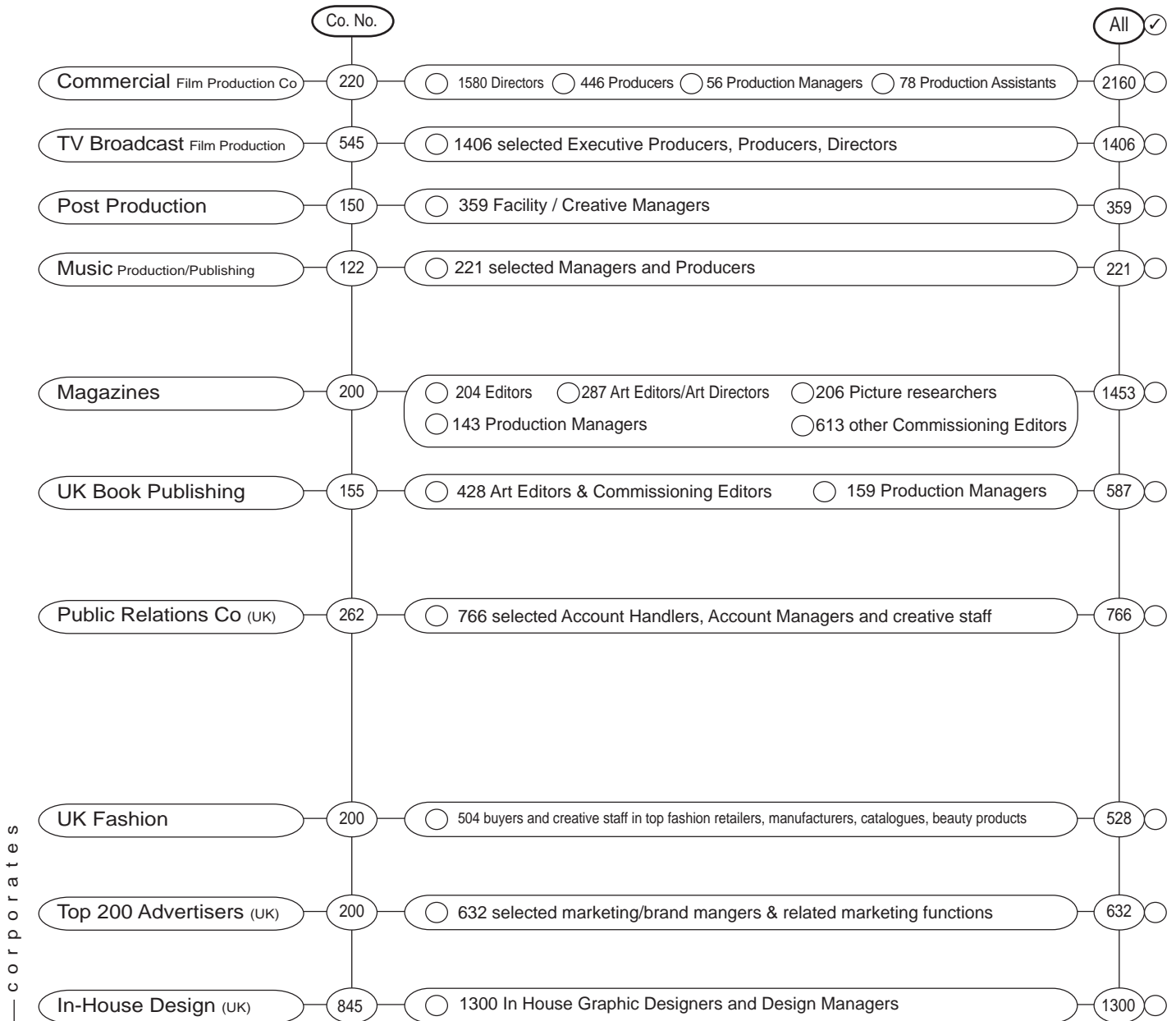
## UK Graphic Design Groups



Selections available on any postcode criteria  
 All sectors and sub-divisions are mutually exclusive.  
 Headcounts vary on a daily basis - use these figures as a guide only

## other UK data

Tick required circles



Some names are duplicated across the 3 corporate sectors, any duplicates would be removed if more than one dataset is ordered.

Head-counts vary on a daily basis - these figures for guidance only  
Any postcode selection available

## European Advertising Agencies (for Uk see page 1)

✓ Tick appropriate circles

	Co. No.	CD ✓	AD ✓	CW ✓	TV ✓	PM ✓	AB ✓	All ✓
PARIS	130	230	492	200	71	51	81	1125
MILAN	108	154	336	199	55	16	45	805
AMSTERDAM	82	125	165	127	29	69	19	534
GERMANY (1)	200	449	419	176	80	73	88	1285
SPAIN (2)	97	261	239	139	110	77	-	826
SWEDEN	53	33	221	111	4	166	45	580
NORWAY	44	34	222	82	5	43	-	386
DENMARK	69	80	199	69	5	28	10	391
FINLAND	30	16	349	101	-	57	8	531
BRUSSELS	35	51	121	59	8	44	16	299
SWITZERLAND	62	77	74	45	2	8	25	231
N IRELAND + EIRE	33	51	64	45	2	31	-	193
AUSTRIA	34	69	48	29	6	14	6	172
PORTUGAL	35	57	60	26	18	26	24	211
EASTERN EUROPE (3)	120	168	161	108	42	74	36	589
<b>Euro Agency Totals</b>	<b>1132</b>	<b>1855</b>	<b>3170</b>	<b>1516</b>	<b>437</b>	<b>777</b>	<b>403</b>	<b>8158</b>

## Other Advertising Agencies

MALAYSIA	44	92	124	86	35	65	2	404
SINGAPORE	43	74	156	73	28	69	7	407
SOUTH AFRICA	37	56	68	41	31	23	21	236
AUSTRALIA	52	99	222	157	68	66	9	627

**Key :-**

Co. No - number of featured companies

CD - Creative Directors &amp; Executive Creative directors. AD - Art Directors, Senior Art Directors, Heads of Art.

CW - Copywriters.

TV - TV Producers, Heads of Television.

PM - Production Managers AB - Art Buyers

(1) Germany includes Düsseldorf Frankfurt Hamburg München Stuttgart Berlin.

(2) Spain includes Madrid Barcelona &amp; Regions.

(3) Eastern Europe covers Poland, Hungary, Czech Republic.

Head-counts vary on a daily basis. These figures are a guide only.

## European Commercial Film Production Companies

☑ Tick appropriate circles if ordering "a la carte" labels or disks

	Co.No.	P <input checked="" type="checkbox"/>	D <input checked="" type="checkbox"/>	All <input checked="" type="checkbox"/>
FRANCE	64	140 <input type="checkbox"/>	568 <input type="checkbox"/>	708 <input type="checkbox"/>
ITALY	39	120 <input type="checkbox"/>	158 <input type="checkbox"/>	278 <input type="checkbox"/>
THE NETHERLANDS	45	80 <input type="checkbox"/>	107 <input type="checkbox"/>	187 <input type="checkbox"/>
GERMANY	82	175 <input type="checkbox"/>	841 <input type="checkbox"/>	1016 <input type="checkbox"/>
SPAIN	75	155 <input type="checkbox"/>	221 <input type="checkbox"/>	376 <input type="checkbox"/>
SCANDINAVIA (1)	134	261 <input type="checkbox"/>	234 <input type="checkbox"/>	495 <input type="checkbox"/>
BELGIUM	22	57 <input type="checkbox"/>	112 <input type="checkbox"/>	169 <input type="checkbox"/>
AUSTRIA	28	56 <input type="checkbox"/>	155 <input type="checkbox"/>	211 <input type="checkbox"/>
N IRELAND + EIRE	30	47 <input type="checkbox"/>	54 <input type="checkbox"/>	101 <input type="checkbox"/>
PORTUGAL	22	40 <input type="checkbox"/>	23 <input type="checkbox"/>	63 <input type="checkbox"/>
SWITZERLAND	24	39 <input type="checkbox"/>	54 <input type="checkbox"/>	93 <input type="checkbox"/>
<b>Euro FilmTotals</b>	<b>565</b>	<b>1170</b> <input type="checkbox"/>	<b>2527</b> <input type="checkbox"/>	<b>3697</b> <input type="checkbox"/>

**KEY**

Co. No - number of featured companies

P - Producer and Executive Producer. Also Production Managers  
 D - (Film) Director

(1) Scandinavia includes Denmark Finland Norway & Sweden

Head-counts vary day by day. These figures are a guide only